



Hidden Order Statistic Report Hidden Order Consideration

Hidden Order and Resultant Trade Statistics as at: 28 February 2019
Monthly Hidden Order Consideration Per Segment (ZAR)

Month	ZA01	ZA02	ZA03
Mar-18	-	-	-
Apr-18	-	-	-
May-18	-	-	-
Jun-18	-	-	-
Jul-18	-	-	-
Aug-18	42 488 530	-	-
Sep-18	130 636 327	40 642 263	-
Oct-18	107 288 000	-	-
Nov-18	-	-	-
Dec-18	-	-	-
Jan-19	-	-	-
Feb-19	-	-	-
Total	280 412 857	40 642 263	-

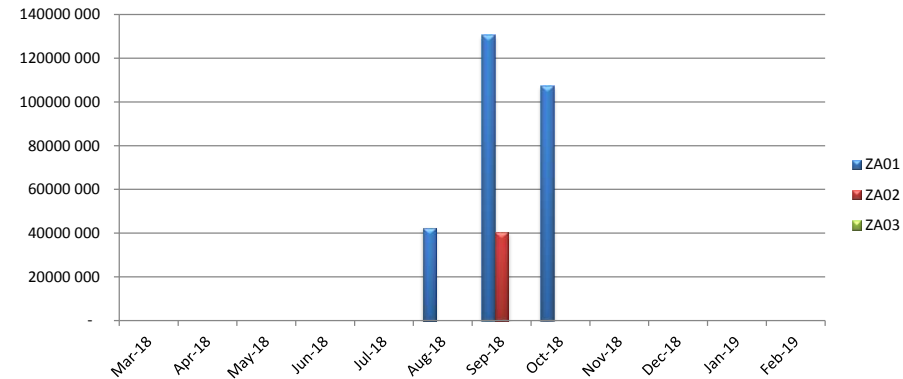
Monthly Total Order Consideration Per Segment (ZAR)

Month	ZA01	ZA02	ZA03
Mar-18	4 832 759 559 906	1 276 871 524 149	8 143 091 655
Apr-18	5 806 686 118 624	1 557 076 647 314	13 530 057 790
May-18	6 937 279 792 424	1 920 491 888 491	28 001 946 771
Jun-18	7 041 959 349 349	1 639 045 983 469	31 082 785 514
Jul-18	7 355 250 061 379	1 569 864 857 184	60 313 946 308
Aug-18	7 011 449 154 765	1 527 399 977 102	43 126 022 193
Sep-18	6 522 244 111 699	1 437 044 278 468	29 743 003 897
Oct-18	7 213 665 062 239	1 642 514 753 592	16 862 099 659
Nov-18	6 305 298 033 367	1 531 377 172 201	25 540 508 782
Dec-18	4 606 892 967 566	976 704 764 084	29 974 623 319
Jan-19	4 931 853 500 477	1 051 702 728 910	23 400 685 360
Feb-19	4 747 109 218 496	1 202 418 997 608	21 669 102 970
Total	73 312 446 930 291	17 332 513 572 571	331 387 874 219

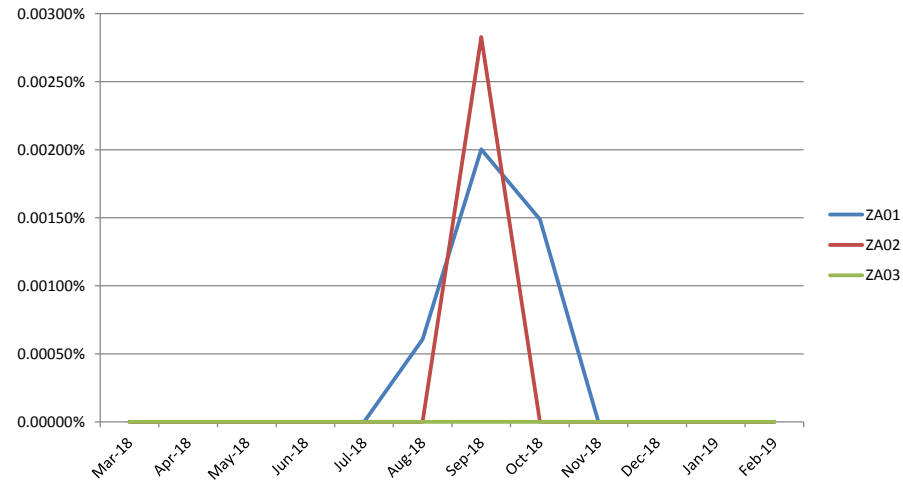
Monthly Hidden Order Consideration Per Segment as a Percentage of Total Monthly Order Consideration Per Segment

Month	ZA01	ZA02	ZA03
Mar-18	0.00000%	0.00000%	0.00000%
Apr-18	0.00000%	0.00000%	0.00000%
May-18	0.00000%	0.00000%	0.00000%
Jun-18	0.00000%	0.00000%	0.00000%
Jul-18	0.00000%	0.00000%	0.00000%
Aug-18	0.00061%	0.00000%	0.00000%
Sep-18	0.00200%	0.00283%	0.00000%
Oct-18	0.00149%	0.00000%	0.00000%
Nov-18	0.00000%	0.00000%	0.00000%
Dec-18	0.00000%	0.00000%	0.00000%
Jan-19	0.00000%	0.00000%	0.00000%
Feb-19	0.00000%	0.00000%	0.00000%

Monthly Hidden Order Consideration Per Segment (ZAR)



Monthly Hidden Order Consideration Per Segment as a Percentage of Total Monthly Order Consideration Per Segment



Hidden Order Volume

Monthly Hidden Order Volume Per Segment (ZAR)

Month	ZA01	ZA02	ZA03
Mar-18	-	3 199 056	-
Apr-18	200 000	10 165 000	10 000 000
May-18	4 750 000	3 695 000	-
Jun-18	663 368	904 600	400 000
Jul-18	4 677 000	4 721 000	-
Aug-18	1 354 625	5 666 910	-
Sep-18	2 558 887	536 981	-
Oct-18	4 498 871	851 000	-
Nov-18	6 962 455	18 550 000	-
Dec-18	3 090 103	2 360 000	400 000
Jan-19	4 745 000	7 300 000	200 000
Feb-19	9 396 609	12 212 000	4 600 000
Total	42 896 918	70 161 547	15 600 000

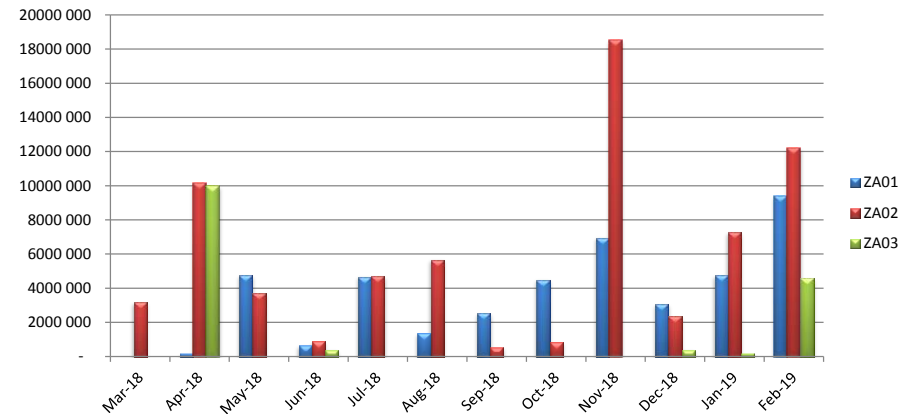
Monthly Total Order Volume Per Segment (ZAR)

Month	ZA01	ZA02	ZA03
Mar-18	30 452 401 717	24 421 197 232	5 642 605 127
Apr-18	32 360 543 003	32 302 647 669	7 218 941 091
May-18	38 554 453 221	36 944 469 322	8 972 731 286
Jun-18	40 621 699 533	34 677 178 019	14 542 423 625
Jul-18	43 527 863 540	32 519 276 705	14 476 114 159
Aug-18	37 519 455 468	30 651 552 043	15 832 532 820
Sep-18	41 330 815 053	39 617 634 532	30 703 787 139
Oct-18	43 764 716 784	36 650 997 166	43 361 379 958
Nov-18	39 477 973 350	33 046 934 109	40 774 785 761
Dec-18	27 251 204 324	30 554 859 838	40 138 741 926
Jan-19	28 303 175 472	67 636 749 588	13 491 284 594
Feb-19	29 016 090 235	58 440 161 806	19 727 408 974
Total	432 180 391 700	457 463 658 029	254 882 736 460

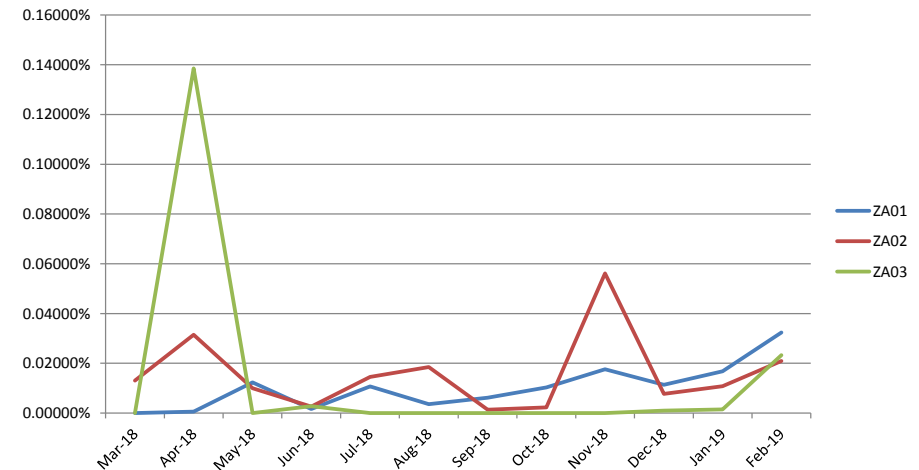
Monthly Hidden Order Volume Per Segment as a Percentage of Total Monthly Order Volume Per Segment

Month	ZA01	ZA02	ZA03
Mar-18	0.00000%	0.01310%	0.00000%
Apr-18	0.00062%	0.03147%	0.13852%
May-18	0.01232%	0.01000%	0.00000%
Jun-18	0.00163%	0.00261%	0.00275%
Jul-18	0.01074%	0.01452%	0.00000%
Aug-18	0.00361%	0.01849%	0.00000%
Sep-18	0.00619%	0.00136%	0.00000%
Oct-18	0.01028%	0.00232%	0.00000%
Nov-18	0.01764%	0.05613%	0.00000%
Dec-18	0.01134%	0.00772%	0.00100%
Jan-19	0.01676%	0.01079%	0.00148%
Feb-19	0.03238%	0.02090%	0.02332%

Monthly Hidden Order Volume Per Segment (ZAR)



Monthly Hidden Order Volume Per Segment as a Percentage of Total Monthly Order Volume Per Segment



Hidden Order Trade Consideration

Monthly Hidden Order Trade Consideration Per Segment (ZAR)

Month	ZA01	ZA02	ZA03
Mar-18	-	-	-
Apr-18	-	-	-
May-18	17 837 250	-	-
Jun-18	-	23 359 600	-
Jul-18	10 586 000	-	-
Aug-18	10 301 000	-	-
Sep-18	-	-	-
Oct-18	-	-	-
Nov-18	80 087 097	-	-
Dec-18	-	-	14 789 719
Jan-19	10 057 710	-	-
Feb-19	16 290 838	16 271 363	-
Total	145 159 895	39 630 963	14 789 719

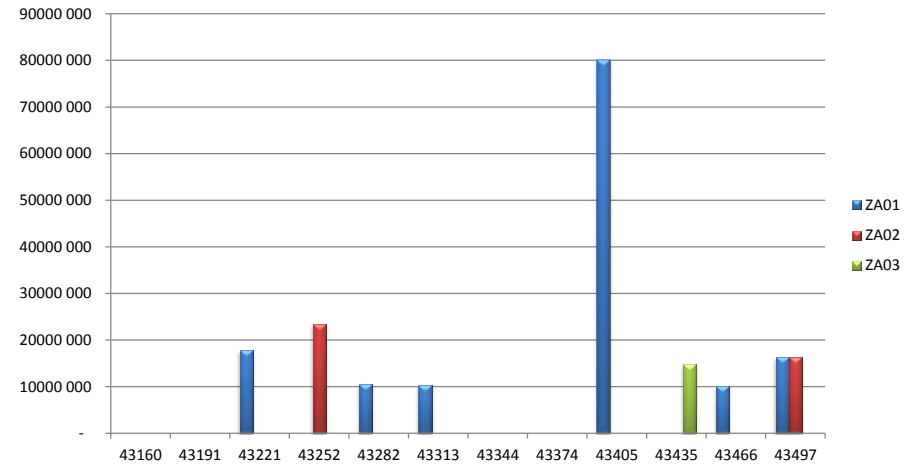
Monthly Total Order Trade Consideration Per Segment (ZAR)

Month	ZA01	ZA02	ZA03
Mar-18	595 947 068 018	169 060 905 402	1 544 833 033
Apr-18	546 318 657 094	150 809 765 260	1 943 428 779
May-18	644 353 203 067	173 586 279 158	4 454 006 176
Jun-18	705 737 679 501	156 620 316 102	5 397 129 193
Jul-18	517 778 613 560	113 438 115 325	7 447 763 665
Aug-18	715 046 284 781	131 528 861 875	6 834 778 189
Sep-18	794 070 392 728	134 247 142 406	6 015 487 506
Oct-18	705 228 787 504	143 051 033 744	2 587 605 603
Nov-18	711 112 261 354	152 908 741 814	7 352 763 291
Dec-18	480 110 583 759	102 845 490 861	6 909 540 588
Jan-19	565 217 222 232	121 070 373 189	3 992 400 357
Feb-19	569 808 692 884	145 918 184 208	3 870 944 415
Total			

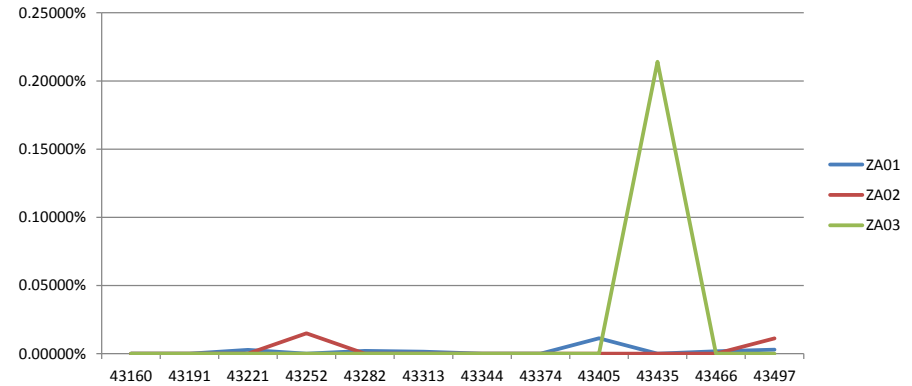
Monthly Hidden Order Trade Consideration Per Segment as a Percentage of Total Monthly Order Trade

Month	ZA01	ZA02	ZA03
Mar-18	0.00000%	0.00000%	0.00000%
Apr-18	0.00000%	0.00000%	0.00000%
May-18	0.00277%	0.00000%	0.00000%
Jun-18	0.00000%	0.01491%	0.00000%
Jul-18	0.00204%	0.00000%	0.00000%
Aug-18	0.00144%	0.00000%	0.00000%
Sep-18	0.00000%	0.00000%	0.00000%
Oct-18	0.00000%	0.00000%	0.00000%
Nov-18	0.01126%	0.00000%	0.00000%
Dec-18	0.00000%	0.00000%	0.21405%
Jan-19	0.00178%	0.00000%	0.00000%
Feb-19	0.00286%	0.01115%	0.00000%

Monthly Hidden Order Trade Consideration Per Segment (ZAR)



Monthly Hidden Order Trade Consideration Per Segment as a Percentage of Total Monthly Order Trade Consideration Per Segment



Hidden Order Trade Volume

Monthly Hidden Order Trade Volume Per Segment (ZAR)

Month	ZA01	ZA02	ZA03
Mar-18	-	-	-
Apr-18	-	-	-
May-18	150 000	-	-
Jun-18	-	80 000	-
Jul-18	100 000	-	-
Aug-18	100 000	-	-
Sep-18	-	-	-
Oct-18	-	-	-
Nov-18	1 341 007	-	-
Dec-18	-	-	169 987
Jan-19	442 000	-	-
Feb-19	250 609	278 500	-
Total	2 383 616.00	358 500.00	169 987.00

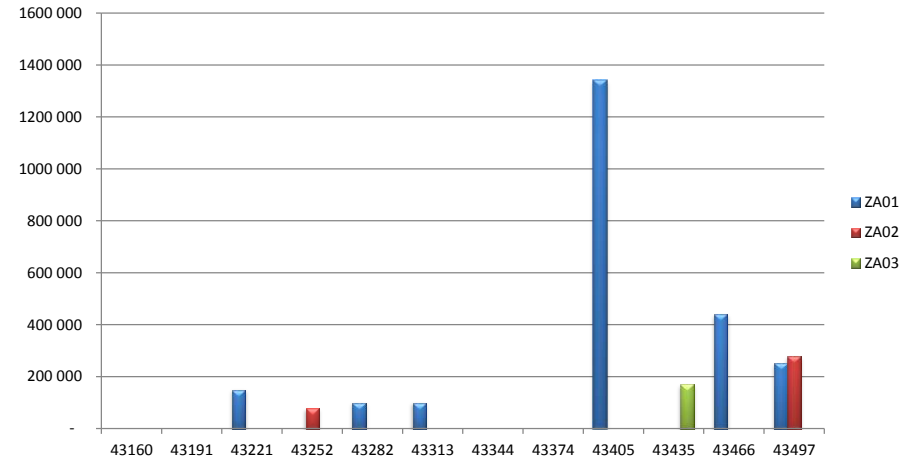
Monthly Total Order Trade Volume Per Segment (ZAR)

Month	ZA01	ZA02	ZA03
Mar-18	4 500 492 412	4 724 305 230	514 864 116
Apr-18	3 625 301 780	5 175 414 140	674 815 352
May-18	4 384 337 878	6 219 268 266	961 970 514
Jun-18	5 793 128 144	5 857 237 554	4 669 874 274
Jul-18	4 405 139 568	4 674 655 142	1 363 842 590
Aug-18	5 256 075 286	4 701 147 168	1 188 189 592
Sep-18	6 293 444 246	6 013 733 528	4 828 736 948
Oct-18	5 705 197 848	5 714 166 596	3 172 944 244
Nov-18	5 702 165 580	5 244 753 076	1 354 345 876
Dec-18	3 970 660 470	4 163 588 306	5 937 357 032
Jan-19	4 491 876 946	4 131 615 476	832 805 936
Feb-19	4 563 268 806	6 281 489 300	951 342 018
Total	58 691 088 964.00	62 901 373 782.00	26 451 088 492.00

Monthly Hidden Order Trade Volume Per Segment as a Percentage of Total Monthly Order Trade Volume Per

Month	ZA01	ZA02	ZA03
Mar-18	0.00000%	0.00000%	0.00000%
Apr-18	0.00000%	0.00000%	0.00000%
May-18	0.00342%	0.00000%	0.00000%
Jun-18	0.00000%	0.00137%	0.00000%
Jul-18	0.00227%	0.00000%	0.00000%
Aug-18	0.00190%	0.00000%	0.00000%
Sep-18	0.00000%	0.00000%	0.00000%
Oct-18	0.00000%	0.00000%	0.00000%
Nov-18	0.02352%	0.00000%	0.00000%
Dec-18	0.00000%	0.00000%	0.00286%
Jan-19	0.00984%	0.00000%	0.00000%
Feb-19	0.00549%	0.00443%	0.00000%

Monthly Hidden Order Trade Volume Per Segment (ZAR)



Monthly Hidden Order Trade Volume Per Segment as a Percentage of Total Monthly Order Trade Volume Per Segment

