



Hidden Order Statistic Report Hidden Order Consideration

Hidden Order and Resultant Trade Statistics as at
Monthly Hidden Order Consideration Per Segment (ZAR)

| Month | ZA01 | ZA02 | ZA03 |
|--------------|--------------------|-------------------|----------|
| Jan-19 | - | - | - |
| Feb-19 | - | - | - |
| Mar-19 | - | 32 400 000 | - |
| Apr-19 | - | 64 500 000 | - |
| May-19 | - | - | - |
| Jun-19 | 89 250 000 | - | - |
| Jul-19 | - | - | - |
| Aug-19 | - | - | - |
| Sep-19 | - | - | - |
| Oct-19 | - | - | - |
| Nov-19 | 53 550 000 | - | - |
| Dec-19 | - | - | - |
| Total | 142 800 000 | 96 900 000 | - |

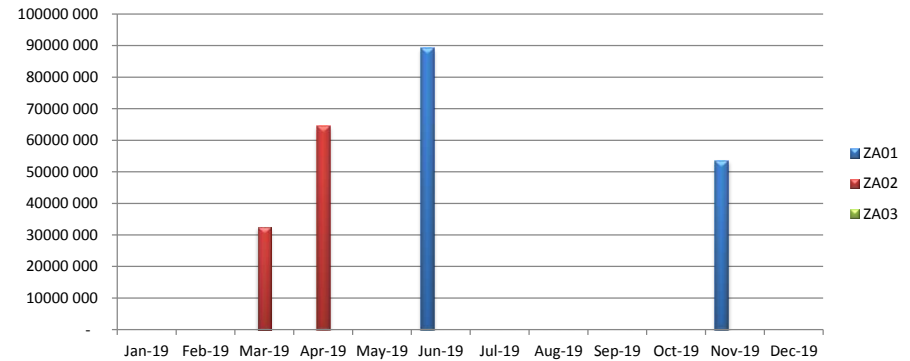
Monthly Total Order Consideration Per Segment (ZAR)

| Month | ZA01 | ZA02 | ZA03 |
|--------------|---------------------------|---------------------------|------------------------|
| Jan-19 | 4 931 853 500 477 | 1 051 702 728 910 | 23 400 685 360 |
| Feb-19 | 4 747 109 218 496 | 1 202 418 997 608 | 21 669 102 970 |
| Mar-19 | 5 532 237 481 346 | 1 383 931 644 615 | 19 882 031 389 |
| Apr-19 | 4 766 580 245 871 | 1 303 587 704 180 | 15 385 140 572 |
| May-19 | 5 754 716 971 980 | 1 495 233 817 302 | 16 158 936 097 |
| Jun-19 | 5 240 140 815 004 | 1 325 450 558 148 | 17 229 795 123 |
| Jul-19 | 4 901 641 783 222 | 1 391 482 662 297 | 11 279 956 963 |
| Aug-19 | 5 415 735 049 307 | 1 590 580 165 647 | 11 819 738 025 |
| Sep-19 | 5 141 288 839 354 | 1 301 704 048 541 | 12 823 867 196 |
| Oct-19 | 6 725 751 408 866 | 1 615 122 576 625 | 17 557 244 678 |
| Nov-19 | 5 267 817 699 016 | 1 368 469 981 581 | 10 546 138 008 |
| Dec-19 | 4 784 562 220 109 | 1 437 038 093 274 | 13 631 568 850 |
| Total | 63 209 435 233 050 | 16 466 722 978 727 | 191 384 205 232 |

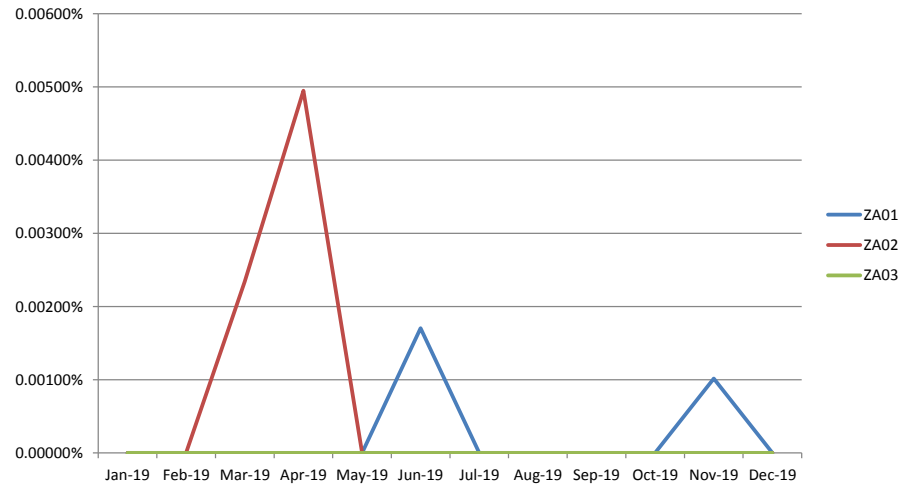
Monthly Hidden Order Consideration Per Segment as a Percentage of Total Monthly Order Consideration Per Segment

| Month | ZA01 | ZA02 | ZA03 |
|--------------|----------|----------|----------|
| Jan-19 | 0.00000% | 0.00000% | 0.00000% |
| Feb-19 | 0.00000% | 0.00000% | 0.00000% |
| Mar-19 | 0.00000% | 0.00234% | 0.00000% |
| Apr-19 | 0.00000% | 0.00495% | 0.00000% |
| May-19 | 0.00000% | 0.00000% | 0.00000% |
| Jun-19 | 0.00170% | 0.00000% | 0.00000% |
| Jul-19 | 0.00000% | 0.00000% | 0.00000% |
| Aug-19 | 0.00000% | 0.00000% | 0.00000% |
| Sep-19 | 0.00000% | 0.00000% | 0.00000% |
| Oct-19 | 0.00000% | 0.00000% | 0.00000% |
| Nov-19 | 0.00102% | 0.00000% | 0.00000% |
| Dec-19 | 0.00000% | 0.00000% | 0.00000% |
| Total | | | |

Monthly Hidden Order Consideration Per Segment (ZAR)



Monthly Hidden Order Consideration Per Segment as a Percentage of Total Monthly Order Consideration Per Segment



Hidden Order Volume

Monthly Hidden Order Volume Per Segment (ZAR)

| Month | ZA01 | ZA02 | ZA03 |
|--------------|--------------------|--------------------|------------------|
| Jan-19 | 4 745 000 | 7 300 000 | 200 000 |
| Feb-19 | 9 396 609 | 12 212 000 | 4 600 000 |
| Mar-19 | 22 206 165 | 9 282 698 | - |
| Apr-19 | 2 405 303 | 287 059 361 | - |
| May-19 | 7 787 220 | 101 349 434 | - |
| Jun-19 | 6 362 235 | 16 796 000 | - |
| Jul-19 | 10 477 364 | 6 908 713 | - |
| Aug-19 | 4 046 000 | 6 040 442 | - |
| Sep-19 | 2 044 556 | 45 484 276 | - |
| Oct-19 | 42 134 291 | 18 482 202 | - |
| Nov-19 | 8 973 953 | 3 596 017 | - |
| Dec-19 | 15 415 561 | 1 151 000 | - |
| Total | 135 994 257 | 515 662 143 | 4 800 000 |

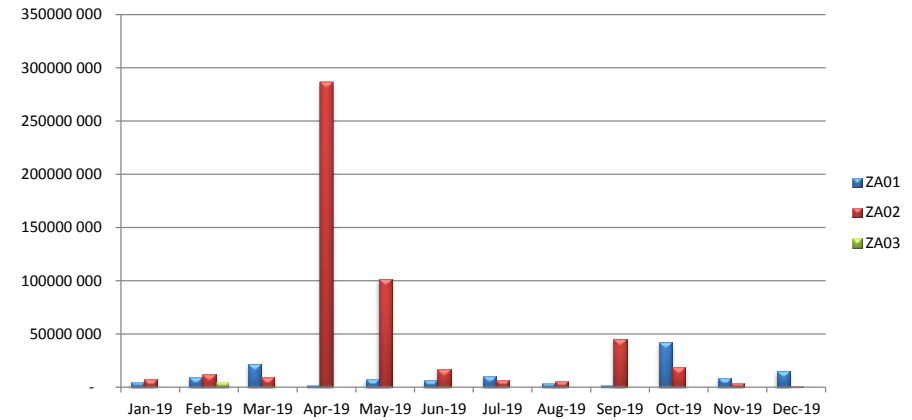
Monthly Total Order Volume Per Segment (ZAR)

| Month | ZA01 | ZA02 | ZA03 |
|--------------|------------------------|------------------------|------------------------|
| Jan-19 | 28 303 175 472 | 67 636 749 588 | 13 491 284 594 |
| Feb-19 | 29 016 090 235 | 58 440 161 806 | 19 727 408 974 |
| Mar-19 | 32 250 087 664 | 41 837 350 022 | 40 217 808 994 |
| Apr-19 | 26 597 496 246 | 61 828 278 366 | 12 501 330 247 |
| May-19 | 33 903 109 874 | 66 544 211 505 | 11 945 013 404 |
| Jun-19 | 29 665 367 312 | 55 042 317 575 | 18 023 450 012 |
| Jul-19 | 28 257 874 091 | 35 175 748 721 | 45 769 941 341 |
| Aug-19 | 33 993 090 376 | 38 720 324 844 | 45 932 425 386 |
| Sep-19 | 31 660 704 615 | 31 030 521 017 | 40 827 358 826 |
| Oct-19 | 42 362 088 409 | 31 864 459 863 | 53 623 303 124 |
| Nov-19 | 32 549 441 449 | 26 786 991 921 | 31 512 244 418 |
| Dec-19 | 30 060 308 442 | 25 761 060 799 | 40 107 450 014 |
| Total | 378 618 834 185 | 540 668 176 027 | 373 679 019 334 |

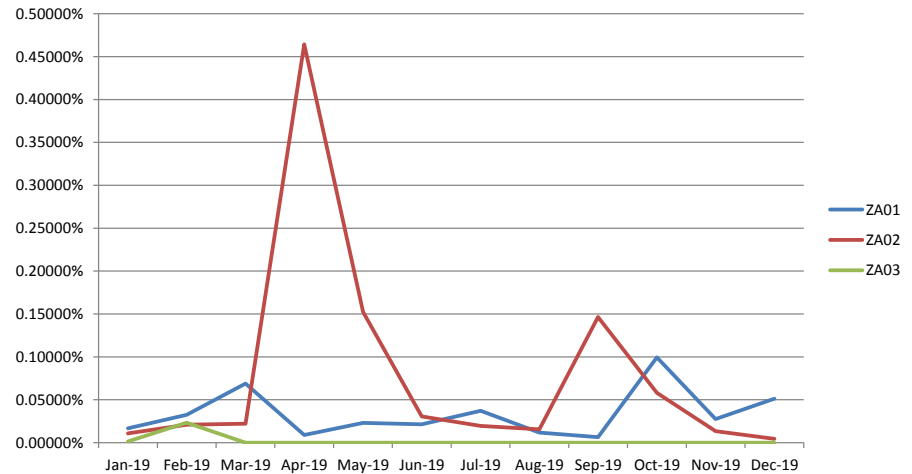
Monthly Hidden Order Volume Per Segment as a Percentage of Total Monthly Order Volume Per Segment

| Month | ZA01 | ZA02 | ZA03 |
|--------|----------|----------|----------|
| Jan-19 | 0.01676% | 0.01079% | 0.00148% |
| Feb-19 | 0.03238% | 0.02090% | 0.02332% |
| Mar-19 | 0.06886% | 0.02219% | 0.00000% |
| Apr-19 | 0.00904% | 0.46428% | 0.00000% |
| May-19 | 0.02297% | 0.15230% | 0.00000% |
| Jun-19 | 0.02145% | 0.03051% | 0.00000% |
| Jul-19 | 0.03708% | 0.01964% | 0.00000% |
| Aug-19 | 0.01190% | 0.01560% | 0.00000% |
| Sep-19 | 0.00646% | 0.14658% | 0.00000% |
| Oct-19 | 0.09946% | 0.05800% | 0.00000% |
| Nov-19 | 0.02757% | 0.01342% | 0.00000% |
| Dec-19 | 0.05128% | 0.00447% | 0.00000% |

Monthly Hidden Order Volume Per Segment (ZAR)



Monthly Hidden Order Volume Per Segment as a Percentage of Total Monthly Order Volume Per Segment



Hidden Order Trade Consideration

Monthly Hidden Order Trade Consideration Per Segment (ZAR)

| Month | ZA01 | ZA02 | ZA03 |
|--------------|--------------------|-------------------|------|
| Jan-19 | 10 057 710 | - | - |
| Feb-19 | 16 290 838 | 16 271 363 | - |
| Mar-19 | 54 258 625 | - | - |
| Apr-19 | 28 467 761 | - | - |
| May-19 | 70 843 270 | - | - |
| Jun-19 | 11 608 093 | - | - |
| Jul-19 | 36 827 425 | - | - |
| Aug-19 | 78 642 273 | - | - |
| Oct-19 | - | - | - |
| Nov-19 | - | - | - |
| Dec-19 | - | - | - |
| Total | 306 995 995 | 16 271 363 | - |

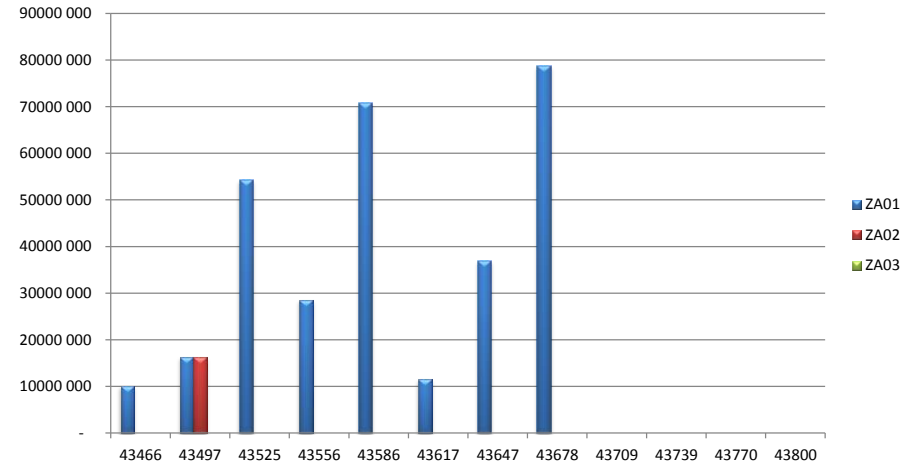
Monthly Total Order Trade Consideration Per Segment (ZAR)

| Month | ZA01 | ZA02 | ZA03 |
|--------------|-----------------|-----------------|---------------|
| Jan-19 | 565 217 222 232 | 121 070 373 189 | 3 992 400 357 |
| Feb-19 | 569 808 692 884 | 145 918 184 208 | 3 870 944 415 |
| Mar-19 | 695 694 297 775 | 173 107 298 964 | 3 734 027 715 |
| Apr-19 | 512 612 516 222 | 146 436 165 882 | 1 905 493 678 |
| May-19 | 672 112 407 122 | 168 533 588 797 | 1 692 364 721 |
| Jun-19 | 663 394 479 356 | 135 387 815 186 | 1 987 019 322 |
| Jul-19 | 521 964 926 788 | 141 682 935 996 | 1 570 000 762 |
| Aug-19 | 685 273 826 408 | 152 306 242 043 | 1 844 701 175 |
| Oct-19 | 758 161 466 539 | 176 624 653 344 | 2 563 667 031 |
| Nov-19 | 620 442 070 678 | 179 844 931 523 | 2 119 887 814 |
| Dec-19 | 607 109 400 313 | 130 619 071 447 | 1 805 056 613 |
| Total | - | - | - |

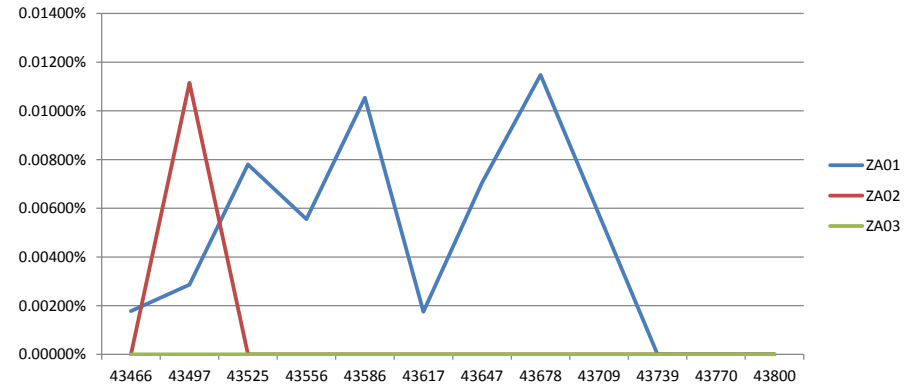
Monthly Hidden Order Trade Consideration Per Segment as a Percentage of Total Monthly Order Trade

| Month | ZA01 | ZA02 | ZA03 |
|--------|----------|----------|----------|
| Jan-19 | 0.00178% | 0.00000% | 0.00000% |
| Feb-19 | 0.00286% | 0.01115% | 0.00000% |
| Mar-19 | 0.00780% | 0.00000% | 0.00000% |
| Apr-19 | 0.00555% | 0.00000% | 0.00000% |
| May-19 | 0.01054% | 0.00000% | 0.00000% |
| Jun-19 | 0.00175% | 0.00000% | 0.00000% |
| Jul-19 | 0.00706% | 0.00000% | 0.00000% |
| Aug-19 | 0.01148% | 0.00000% | 0.00000% |
| Oct-19 | 0.00000% | 0.00000% | 0.00000% |
| Nov-19 | 0.00000% | 0.00000% | 0.00000% |
| Dec-19 | 0.00000% | 0.00000% | 0.00000% |
| | | | |
| | | | |

Monthly Hidden Order Trade Consideration Per Segment (ZAR)



Monthly Hidden Order Trade Consideration Per Segment as a Percentage of Total Monthly Order Trade Consideration Per Segment



Hidden Order Trade Volume

Monthly Hidden Order Trade Volume Per Segment (ZAR)

| Month | ZA01 | ZA02 | ZA03 |
|--------------|---------------------|-------------------|----------|
| Jan-19 | 442 000 | - | - |
| Feb-19 | 250 609 | 278 500 | - |
| Mar-19 | 125 000 | - | - |
| Apr-19 | 7 762 | - | - |
| May-19 | 22 118 | - | - |
| Jun-19 | 3 426 | - | - |
| Jul-19 | 204 346 | - | - |
| Aug-19 | 115 482 | - | - |
| Oct-19 | - | - | - |
| Nov-19 | - | - | - |
| Dec-19 | - | - | - |
| Total | 1 170 743.00 | 278 500.00 | - |

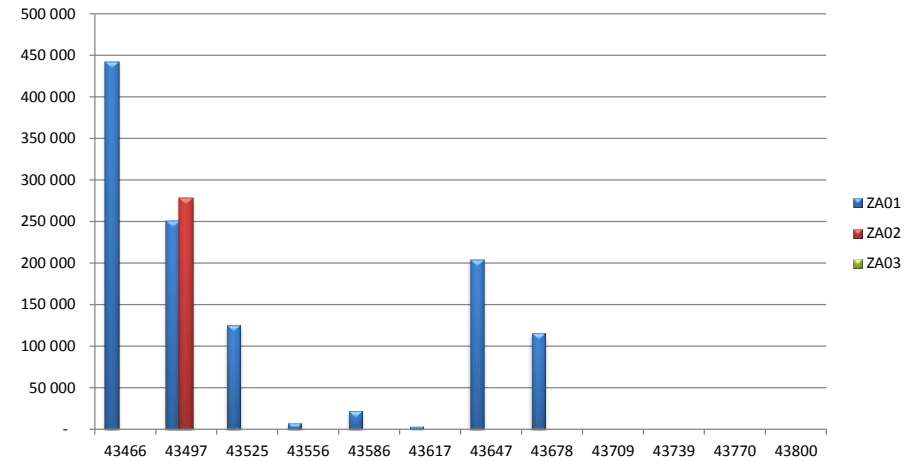
Monthly Total Order Trade Volume Per Segment (ZAR)

| Month | ZA01 | ZA02 | ZA03 |
|--------------|--------------------------|--------------------------|--------------------------|
| Jan-19 | 4 491 876 946 | 4 131 615 476 | 832 805 936 |
| Feb-19 | 4 563 268 806 | 6 281 489 300 | 951 342 018 |
| Mar-19 | 5 440 863 488 | 5 390 203 064 | 2 300 877 960 |
| Apr-19 | 3 685 479 954 | 4 709 298 056 | 565 155 278 |
| May-19 | 5 182 700 704 | 5 698 063 622 | 501 096 566 |
| Jun-19 | 4 770 519 666 | 4 860 996 606 | 767 197 316 |
| Jul-19 | 3 745 843 664 | 4 285 615 254 | 1 161 823 036 |
| Aug-19 | 5 395 492 708 | 5 105 214 382 | 1 651 034 940 |
| Oct-19 | 6 219 975 446 | 5 209 127 162 | 1 415 600 334 |
| Nov-19 | 5 680 024 954 | 5 507 479 566 | 2 739 286 106 |
| Dec-19 | 5 033 353 016 | 3 960 180 274 | 1 490 354 518 |
| Total | 54 209 399 352.00 | 55 139 282 762.00 | 14 376 574 008.00 |

Monthly Hidden Order Trade Volume Per Segment as a Percentage of Total Monthly Order Trade Volume Per

| Month | ZA01 | ZA02 | ZA03 |
|--------|----------|----------|----------|
| Jan-19 | 0.00984% | 0.00000% | 0.00000% |
| Feb-19 | 0.00549% | 0.00443% | 0.00000% |
| Mar-19 | 0.00230% | 0.00000% | 0.00000% |
| Apr-19 | 0.00021% | 0.00000% | 0.00000% |
| May-19 | 0.00043% | 0.00000% | 0.00000% |
| Jun-19 | 0.00007% | 0.00000% | 0.00000% |
| Jul-19 | 0.00546% | 0.00000% | 0.00000% |
| Aug-19 | 0.00214% | 0.00000% | 0.00000% |
| Oct-19 | 0.00000% | 0.00000% | 0.00000% |
| Nov-19 | 0.00000% | 0.00000% | 0.00000% |
| Dec-19 | 0.00000% | 0.00000% | 0.00000% |

Monthly Hidden Order Trade Volume Per Segment (ZAR)



Monthly Hidden Order Trade Volume Per Segment as a Percentage of Total Monthly Order Trade Volume Per Segment

