



### Hidden Order Statistic Report Hidden Order Consideration

Hidden Order and Resultant Trade Statistics as at

Monthly Hidden Order Consideration Per Segment (ZAR)

Month	ZA01	ZA02	ZA03
May-19	-	-	-
Jun-19	89 250 000	-	-
Jul-19	-	-	-
Aug-19	-	-	-
Sep-19	-	-	-
Oct-19	-	-	-
Nov-19	53 550 000	-	-
Dec-19	-	-	-
Jan-20	285 660 000	-	-
Feb-20	-	27 922 940	-
Mar-20	-	-	-
Apr-20	-	-	-
<b>Total</b>	<b>428 460 000</b>	<b>27 922 940</b>	-

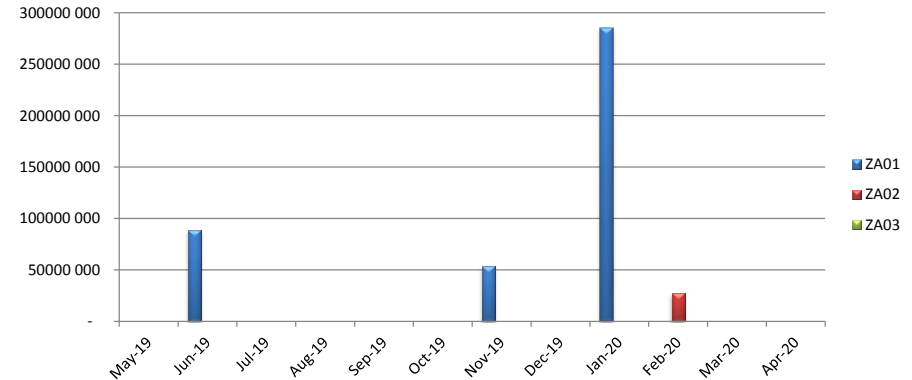
Monthly Total Order Consideration Per Segment (ZAR)

Month	ZA01	ZA02	ZA03
May-19	5 754 716 971 980	1 495 233 817 302	16 158 936 097
Jun-19	5 240 140 815 004	1 325 450 558 148	17 229 795 123
Jul-19	4 901 641 783 222	1 391 482 662 297	11 279 956 963
Aug-19	5 415 735 049 307	1 590 580 165 647	11 819 738 025
Sep-19	5 141 288 839 354	1 301 704 048 541	12 823 867 196
Oct-19	6 725 751 408 866	1 615 122 576 625	17 557 244 678
Nov-19	5 267 817 699 016	1 368 469 981 581	10 546 138 008
Dec-19	4 784 562 220 109	1 437 038 093 274	13 631 568 850
Jan-20	5 945 748 794 392	1 544 556 175 715	15 713 029 927
Feb-20	6 443 386 600 872	1 673 320 476 289	16 425 997 402
Mar-20	12 035 906 614 713	3 032 949 356 823	26 395 033 681
Apr-20	8 099 929 950 173	1 489 532 857 853	54 359 032 601
<b>Total</b>	<b>75 756 626 747 009</b>	<b>19 265 440 770 094</b>	<b>223 940 338 552</b>

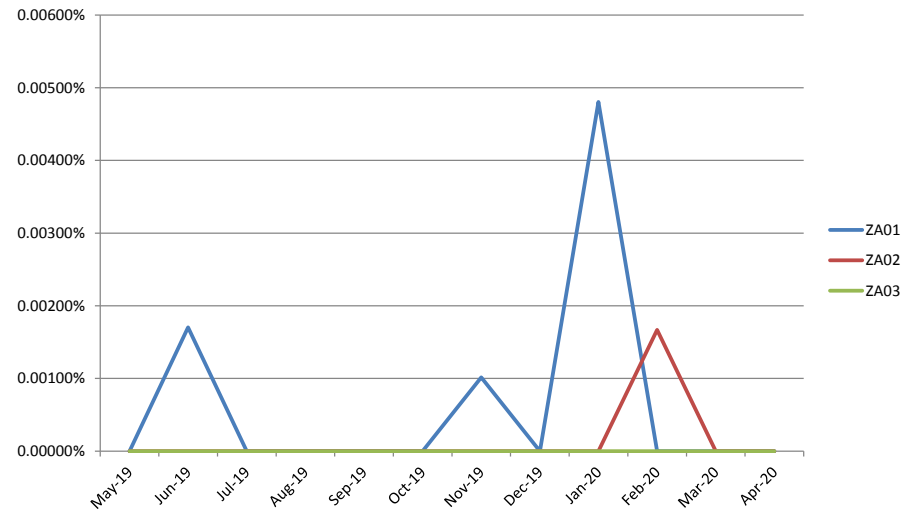
Monthly Hidden Order Consideration Per Segment as a Percentage of Total Monthly Order Consideration Per Segment

Month	ZA01	ZA02	ZA03
May-19	0.00000%	0.00000%	0.00000%
Jun-19	0.00170%	0.00000%	0.00000%
Jul-19	0.00000%	0.00000%	0.00000%
Aug-19	0.00000%	0.00000%	0.00000%
Sep-19	0.00000%	0.00000%	0.00000%
Oct-19	0.00000%	0.00000%	0.00000%
Nov-19	0.00102%	0.00000%	0.00000%
Dec-19	0.00000%	0.00000%	0.00000%
Jan-20	0.00480%	0.00000%	0.00000%
Feb-20	0.00000%	0.00167%	0.00000%
Mar-20	0.00000%	0.00000%	0.00000%
Apr-20	0.00000%	0.00000%	0.00000%
<b>Total</b>			

Monthly Hidden Order Consideration Per Segment (ZAR)



Monthly Hidden Order Consideration Per Segment as a Percentage of Total Monthly Order Consideration Per Segment



## Hidden Order Volume

Monthly Hidden Order Volume Per Segment (ZAR)

Month	ZA01	ZA02	ZA03
May-19	7 787 220	101 349 434	-
Jun-19	6 362 235	16 796 000	-
Jul-19	10 477 364	6 908 713	-
Aug-19	4 046 000	6 040 442	-
Sep-19	2 044 556	45 484 276	-
Oct-19	42 134 291	18 482 202	-
Nov-19	8 973 953	3 596 017	-
Dec-19	15 415 561	1 151 000	-
Jan-20	8 669 328	3 786 433	25 840 906
Feb-20	14 902 036	29 893 635	-
Mar-20	45 959 608	2 794 577	-
Apr-20	50 163 840	5 604 586	-
<b>Total</b>	<b>216 935 992</b>	<b>241 887 315</b>	<b>25 840 906</b>

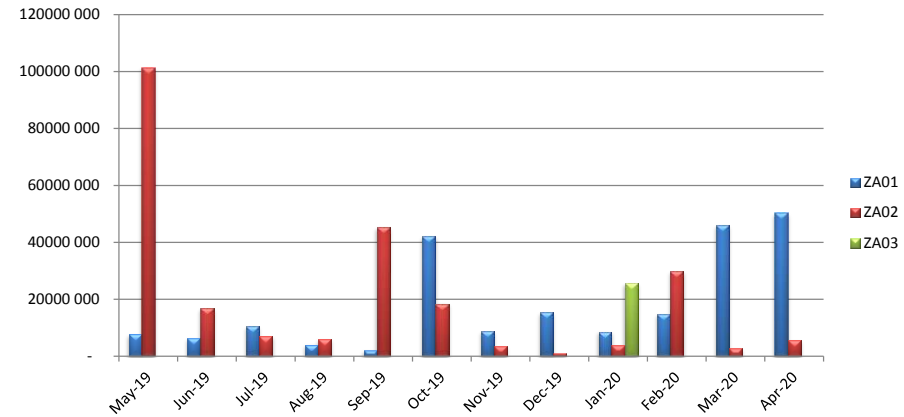
Monthly Total Order Volume Per Segment (ZAR)

Month	ZA01	ZA02	ZA03
May-19	33 903 109 874	66 544 211 505	11 945 013 404
Jun-19	29 665 367 312	55 042 317 575	18 023 450 012
Jul-19	28 257 874 091	35 175 748 721	45 769 941 341
Aug-19	33 993 090 376	38 720 324 844	45 932 425 386
Sep-19	31 660 704 615	31 030 521 017	40 827 358 826
Oct-19	42 362 088 409	31 864 459 863	53 623 303 124
Nov-19	32 549 441 449	26 786 991 921	31 512 244 418
Dec-19	30 060 308 442	25 761 060 799	40 107 450 014
Jan-20	34 063 326 448	26 015 843 673	44 854 315 616
Feb-20	38 782 009 010	32 605 951 731	42 449 349 203
Mar-20	88 536 605 505	64 416 873 541	46 151 897 384
Apr-20	57 985 293 780	40 398 191 872	45 696 215 510
<b>Total</b>	<b>481 819 219 311</b>	<b>474 362 497 062</b>	<b>466 892 964 238</b>

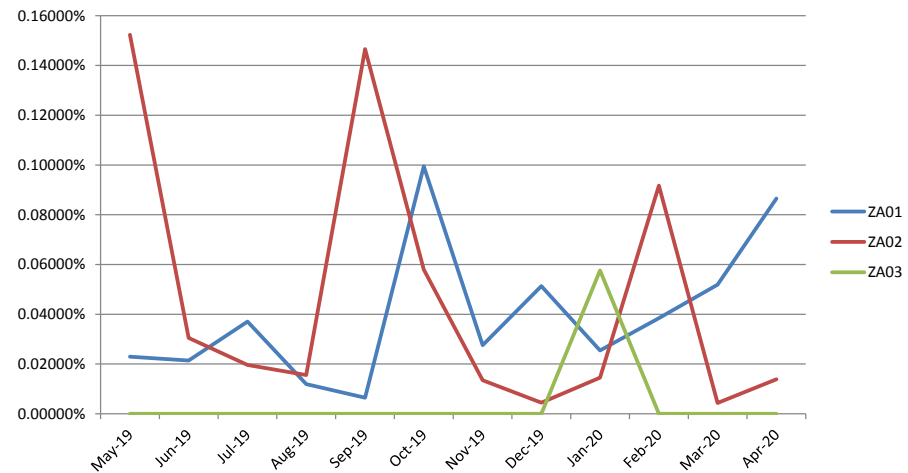
Monthly Hidden Order Volume Per Segment as a Percentage of Total Monthly Order Volume Per Segment

Month	ZA01	ZA02	ZA03
May-19	0.02297%	0.15230%	0.00000%
Jun-19	0.02145%	0.03051%	0.00000%
Jul-19	0.03708%	0.01964%	0.00000%
Aug-19	0.01190%	0.01560%	0.00000%
Sep-19	0.00646%	0.14658%	0.00000%
Oct-19	0.09946%	0.05800%	0.00000%
Nov-19	0.02757%	0.01342%	0.00000%
Dec-19	0.05128%	0.00447%	0.00000%
Jan-20	0.02545%	0.01455%	0.05761%
Feb-20	0.03843%	0.09168%	0.00000%
Mar-20	0.05191%	0.00434%	0.00000%
Apr-20	0.08651%	0.01387%	0.00000%

Monthly Hidden Order Volume Per Segment (ZAR)



Monthly Hidden Order Volume Per Segment as a Percentage of Total Monthly Order Volume Per Segment



## Hidden Order Trade Consideration

**Monthly Hidden Order Trade Consideration Per Segment (ZAR)**

Month	ZA01	ZA02	ZA03
May-19	70 843 270	-	-
Jun-19	11 608 093	-	-
Jul-19	36 827 425	-	-
Aug-19	78 642 273	-	-
Oct-19	-	-	-
Nov-19	-	-	-
Dec-19	-	-	-
Jan-20	-	-	261 955
Feb-20	21 003 649	-	-
Mar-20	-	-	-
Apr-20	-	-	-
<b>Total</b>	<b>218 924 710</b>	<b>-</b>	<b>261 955</b>

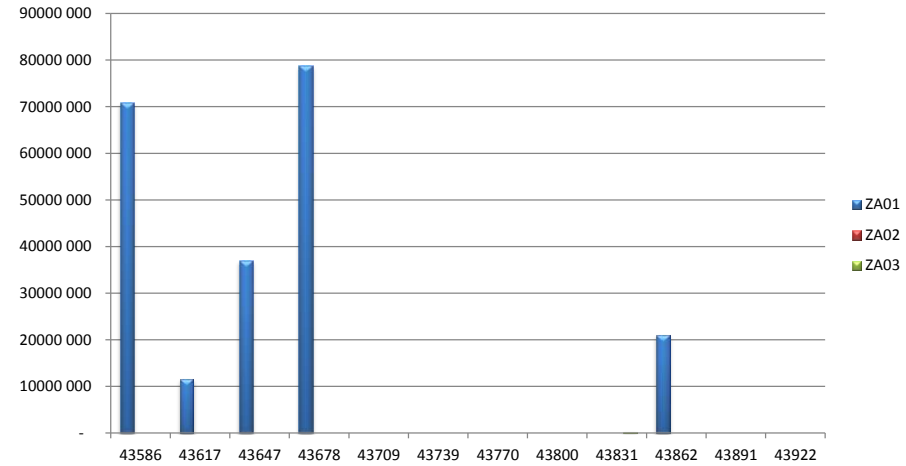
**Monthly Total Order Trade Consideration Per Segment (ZAR)**

Month	ZA01	ZA02	ZA03
May-19	672 112 407 122	168 533 588 797	1 692 364 721
Jun-19	663 394 479 356	135 387 815 186	1 987 019 322
Jul-19	521 964 926 788	141 682 935 996	1 570 000 762
Aug-19	685 273 826 408	152 306 242 043	1 844 701 175
Oct-19	758 161 466 539	176 624 653 344	2 563 667 031
Nov-19	620 442 070 678	179 844 931 523	2 119 887 814
Dec-19	607 109 400 313	130 619 071 447	1 805 056 613
Jan-20	542 783 446 195	119 560 963 012	1 902 143 533
Feb-20	659 169 616 036	154 522 157 070	2 269 122 904
Mar-20	1 172 260 878 131	204 224 943 050	3 958 909 110
Apr-20	645 412 747 441	121 777 951 992	3 598 546 110
<b>Total</b>	<b>-</b>	<b>-</b>	<b>-</b>

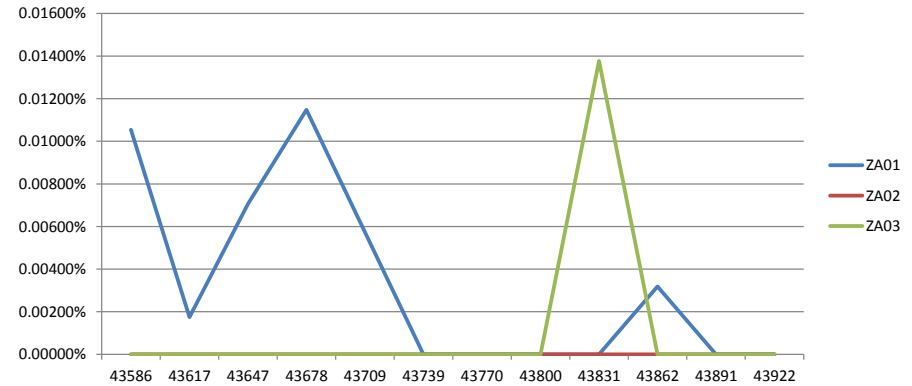
**Monthly Hidden Order Trade Consideration Per Segment as a Percentage of Total Monthly Order Trade**

Month	ZA01	ZA02	ZA03
May-19	0.01054%	0.00000%	0.00000%
Jun-19	0.00175%	0.00000%	0.00000%
Jul-19	0.00706%	0.00000%	0.00000%
Aug-19	0.01148%	0.00000%	0.00000%
Oct-19	0.00000%	0.00000%	0.00000%
Nov-19	0.00000%	0.00000%	0.00000%
Dec-19	0.00000%	0.00000%	0.00000%
Jan-20	0.00000%	0.00000%	0.01377%
Feb-20	0.00319%	0.00000%	0.00000%
Mar-20	0.00000%	0.00000%	0.00000%
Apr-20	0.00000%	0.00000%	0.00000%

**Monthly Hidden Order Trade Consideration Per Segment (ZAR)**



**Monthly Hidden Order Trade Consideration Per Segment as a Percentage of Total Monthly Order Trade Consideration Per Segment**



## Hidden Order Trade Volume

Monthly Hidden Order Trade Volume Per Segment (ZAR)

Month	ZA01	ZA02	ZA03
May-19	22 118	-	-
Jun-19	3 426	-	-
Jul-19	204 346	-	-
Aug-19	115 482	-	-
Oct-19	-	-	-
Nov-19	-	-	-
Dec-19	-	-	-
Jan-20	-	-	133 603
Feb-20	53 966	-	-
Mar-20	-	-	-
Apr-20	-	-	-
	-	-	-
<b>Total</b>	<b>399 338.00</b>	<b>-</b>	<b>133 603.00</b>

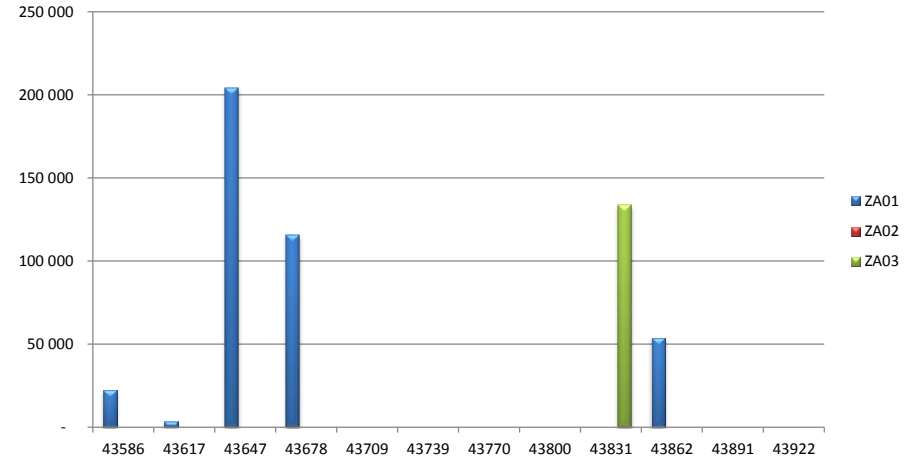
Monthly Total Order Trade Volume Per Segment (ZAR)

Month	ZA01	ZA02	ZA03
May-19	5 182 700 704	5 698 063 622	501 096 566
Jun-19	4 770 519 666	4 860 996 606	767 197 316
Jul-19	3 745 843 664	4 285 615 254	1 161 823 036
Aug-19	5 395 492 708	5 105 214 382	1 651 034 940
Oct-19	6 219 975 446	5 209 127 162	1 415 600 334
Nov-19	5 680 024 954	5 507 479 566	2 739 286 106
Dec-19	5 033 353 016	3 960 180 274	1 490 354 518
Jan-20	4 493 691 516	3 688 208 856	1 642 565 068
Feb-20	5 865 967 978	5 385 540 892	1 849 216 382
Mar-20	13 433 295 774	7 963 681 428	1 517 377 294
Apr-20	7 990 034 486	5 364 317 138	1 620 198 880
	-	-	-
<b>Total</b>	<b>67 810 899 912.00</b>	<b>57 028 425 180.00</b>	<b>16 355 750 440.00</b>

Monthly Hidden Order Trade Volume Per Segment as a Percentage of Total Monthly Order Trade Volume Per

Month	ZA01	ZA02	ZA03
May-19	0.00043%	0.00000%	0.00000%
Jun-19	0.00007%	0.00000%	0.00000%
Jul-19	0.00546%	0.00000%	0.00000%
Aug-19	0.00214%	0.00000%	0.00000%
Oct-19	0.00000%	0.00000%	0.00000%
Nov-19	0.00000%	0.00000%	0.00000%
Dec-19	0.00000%	0.00000%	0.00000%
Jan-20	0.00000%	0.00000%	0.00813%
Feb-20	0.00092%	0.00000%	0.00000%
Mar-20	0.00000%	0.00000%	0.00000%
Apr-20	0.00000%	0.00000%	0.00000%

Monthly Hidden Order Trade Volume Per Segment (ZAR)



Monthly Hidden Order Trade Volume Per Segment as a Percentage of Total Monthly Order Trade Volume Per Segment

