



Hidden Order Statistic Report Hidden Order Consideration

Hidden Order and Resultant Trade Statistics as at
Monthly Hidden Order Consideration Per Segment (ZAR)

Month	ZA01	ZA02	ZA03
Sep-19	-	-	-
Oct-19	-	-	-
Nov-19	53 550 000	-	-
Dec-19	-	-	-
Jan-20	285 660 000	-	-
Feb-20	-	27 922 940	-
Mar-20	-	-	-
Apr-20	-	-	-
May-20	-	-	-
Jun-20	13 080 000	-	-
Jul-20	-	-	-
Aug-20	-	-	-
Total	352 290 000	27 922 940	-

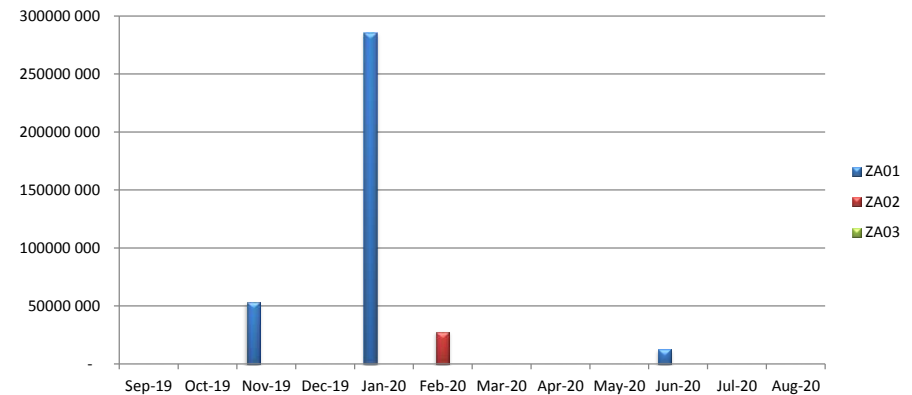
Monthly Total Order Consideration Per Segment (ZAR)

Month	ZA01	ZA02	ZA03
Sep-19	5 141 288 839 354	1 301 704 048 541	12 823 867 196
Oct-19	6 725 751 408 866	1 615 122 576 625	17 557 244 678
Nov-19	5 267 817 699 016	1 368 469 981 581	10 546 138 008
Dec-19	4 784 562 220 109	1 437 038 093 274	13 631 568 850
Jan-20	5 945 748 794 392	1 544 556 175 715	15 713 029 927
Feb-20	6 443 386 600 872	1 673 320 476 289	16 425 997 402
Mar-20	12 035 906 614 713	3 032 949 356 823	26 395 033 681
Apr-20	8 099 929 950 173	1 489 532 857 853	54 359 032 601
May-20	7 656 265 674 174	1 559 389 077 455	29 070 569 669
Jun-20	7 943 343 995 114	1 914 971 509 633	31 232 558 939
Jul-20	7 336 127 290 322	1 717 057 759 102	22 708 926 239
Aug-20	6 877 479 213 792	1 701 847 786 478	273 994 382 214
Total	84 257 608 300 898	20 355 959 699 367	524 458 349 404

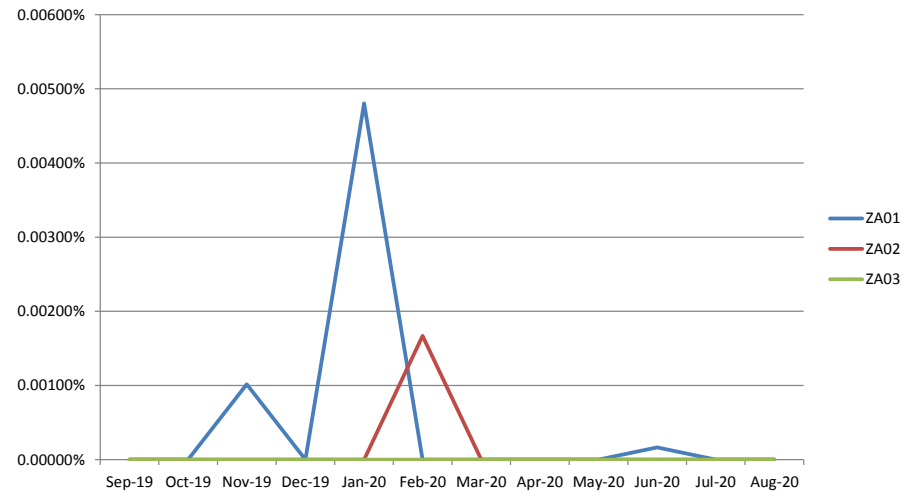
Monthly Hidden Order Consideration Per Segment as a Percentage of Total Monthly Order Consideration Per Segment

Month	ZA01	ZA02	ZA03
Sep-19	0.00000%	0.00000%	0.00000%
Oct-19	0.00000%	0.00000%	0.00000%
Nov-19	0.00102%	0.00000%	0.00000%
Dec-19	0.00000%	0.00000%	0.00000%
Jan-20	0.00480%	0.00000%	0.00000%
Feb-20	0.00000%	0.00167%	0.00000%
Mar-20	0.00000%	0.00000%	0.00000%
Apr-20	0.00000%	0.00000%	0.00000%
May-20	0.00000%	0.00000%	0.00000%
Jun-20	0.00016%	0.00000%	0.00000%
Jul-20	0.00000%	0.00000%	0.00000%
Aug-20	0.00000%	0.00000%	0.00000%
Total			

Monthly Hidden Order Consideration Per Segment (ZAR)



Monthly Hidden Order Consideration Per Segment as a Percentage of Total Monthly Order Consideration Per Segment



Hidden Order Volume

Monthly Hidden Order Volume Per Segment (ZAR)

Month	ZA01	ZA02	ZA03
Sep-19	2 044 556	45 484 276	-
Oct-19	42 134 291	18 482 202	-
Nov-19	8 973 953	3 596 017	-
Dec-19	15 415 561	1 151 000	-
Jan-20	8 669 328	3 786 433	25 840 906
Feb-20	14 902 036	29 893 635	-
Mar-20	45 959 608	2 794 577	-
Apr-20	50 163 840	5 604 586	-
May-20	73 888 790	4 435 000	23 500 000
Jun-20	47 550 932	7 279 670	1 000 000
Jul-20	1 018 245	3 437 000	-
Aug-20	191 762 151	6 700 000	17 200 000
Total	502 483 291	132 644 396	67 540 906

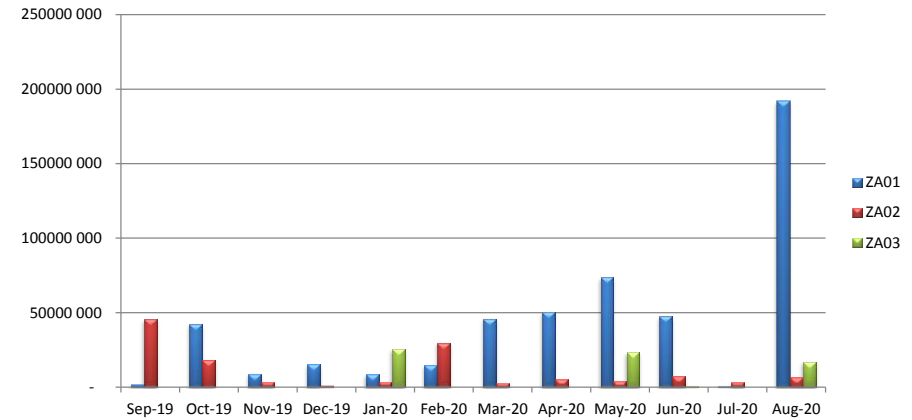
Monthly Total Order Volume Per Segment (ZAR)

Month	ZA01	ZA02	ZA03
Sep-19	31 660 704 615	31 030 521 017	40 827 358 826
Oct-19	42 362 088 409	31 864 459 863	53 623 303 124
Nov-19	32 549 441 449	26 786 991 921	31 512 244 418
Dec-19	30 060 308 442	25 761 060 799	40 107 450 014
Jan-20	34 063 326 448	26 015 843 673	44 854 315 616
Feb-20	38 782 009 010	32 605 951 731	42 449 349 203
Mar-20	88 536 605 505	64 416 873 541	46 151 897 384
Apr-20	57 985 293 780	40 398 191 872	45 696 215 510
May-20	51 579 138 634	39 747 921 304	48 580 305 421
Jun-20	58 350 963 275	49 022 349 295	56 322 478 042
Jul-20	40 829 155 330	40 498 180 060	85 812 158 794
Aug-20	35 601 906 853	37 973 467 549	96 270 719 127
Total	542 360 941 750	446 121 812 625	632 207 795 479

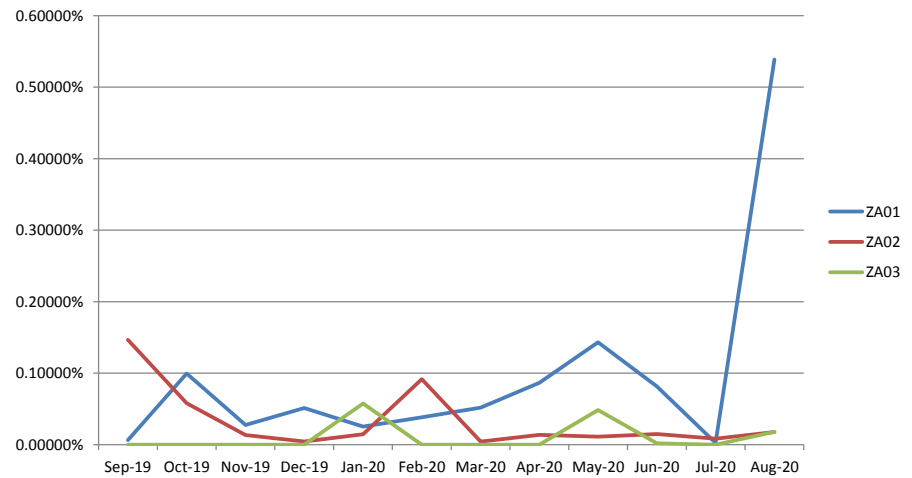
Monthly Hidden Order Volume Per Segment as a Percentage of Total Monthly Order Volume Per Segment

Month	ZA01	ZA02	ZA03
Sep-19	0.00646%	0.14658%	0.00000%
Oct-19	0.09946%	0.05800%	0.00000%
Nov-19	0.02757%	0.01342%	0.00000%
Dec-19	0.05128%	0.00447%	0.00000%
Jan-20	0.02545%	0.01455%	0.05761%
Feb-20	0.03843%	0.09168%	0.00000%
Mar-20	0.05191%	0.00434%	0.00000%
Apr-20	0.08651%	0.01387%	0.00000%
May-20	0.14325%	0.01116%	0.04837%
Jun-20	0.08149%	0.01485%	0.00178%
Jul-20	0.00249%	0.00849%	0.00000%
Aug-20	0.53863%	0.01764%	0.01787%

Monthly Hidden Order Volume Per Segment (ZAR)



Monthly Hidden Order Volume Per Segment as a Percentage of Total Monthly Order Volume Per Segment



Hidden Order Trade Consideration

Monthly Hidden Order Trade Consideration Per Segment (ZAR)

Month	ZA01	ZA02	ZA03
Oct-19	-	-	-
Nov-19	-	-	-
Dec-19	-	-	-
Jan-20	-	-	261 955
Feb-20	21 003 649	-	-
Mar-20	-	-	-
Apr-20	-	-	-
May-20	-	10 111 500	-
Jun-20	-	-	-
Jul-20	-	-	-
Aug-20	-	-	-
Total	21 003 649	10 111 500	261 955

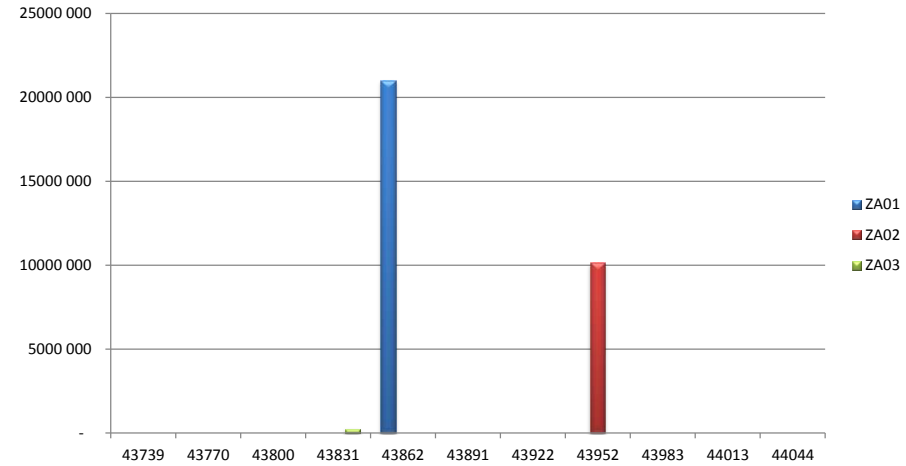
Monthly Total Order Trade Consideration Per Segment (ZAR)

Month	ZA01	ZA02	ZA03
Oct-19	758 161 466 539	176 624 653 344	2 563 667 031
Nov-19	620 442 070 678	179 844 931 523	2 119 887 814
Dec-19	607 109 400 313	130 619 071 447	1 805 056 613
Jan-20	542 783 446 195	119 560 963 012	1 902 143 533
Feb-20	659 169 616 036	154 522 157 070	2 269 122 904
Mar-20	1 172 260 878 131	204 224 943 050	3 958 909 110
Apr-20	645 412 747 441	121 777 951 992	3 598 546 110
May-20	684 578 457 157	145 364 355 988	4 160 817 940
Jun-20	868 857 011 097	178 753 982 358	4 666 803 657
Jul-20	684 966 596 774	147 360 277 677	2 637 099 629
Aug-20	658 792 334 298	154 247 754 996	2 021 667 656
Total	-	-	-

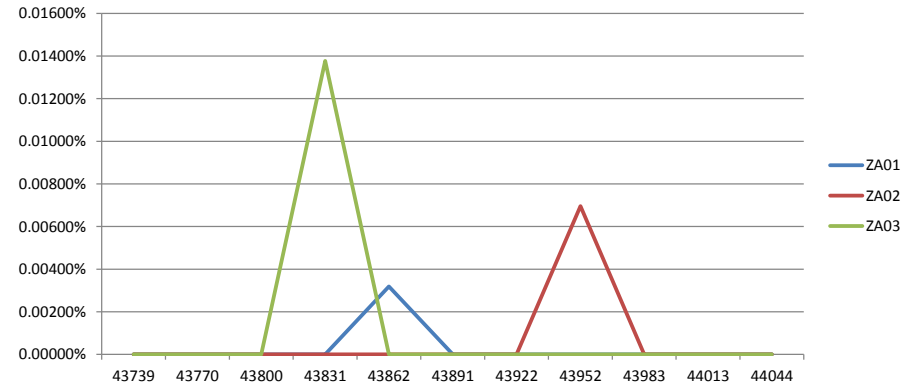
Monthly Hidden Order Trade Consideration Per Segment as a Percentage of Total Monthly Order Trade

Month	ZA01	ZA02	ZA03
Oct-19	0.00000%	0.00000%	0.00000%
Nov-19	0.00000%	0.00000%	0.00000%
Dec-19	0.00000%	0.00000%	0.00000%
Jan-20	0.00000%	0.00000%	0.01377%
Feb-20	0.00319%	0.00000%	0.00000%
Mar-20	0.00000%	0.00000%	0.00000%
Apr-20	0.00000%	0.00000%	0.00000%
May-20	0.00000%	0.00696%	0.00000%
Jun-20	0.00000%	0.00000%	0.00000%
Jul-20	0.00000%	0.00000%	0.00000%
Aug-20	0.00000%	0.00000%	0.00000%

Monthly Hidden Order Trade Consideration Per Segment (ZAR)



Monthly Hidden Order Trade Consideration Per Segment as a Percentage of Total Monthly Order Trade Consideration Per Segment



Hidden Order Trade Volume

Monthly Hidden Order Trade Volume Per Segment (ZAR)

Month	ZA01	ZA02	ZA03
Oct-19	-	-	-
Nov-19	-	-	-
Dec-19	-	-	-
Jan-20	-	-	133 603
Feb-20	53 966	-	-
Mar-20	-	-	-
Apr-20	-	-	-
May-20	-	300 000	-
Jun-20	-	-	-
Jul-20	-	-	-
Aug-20	-	-	-
Total	53 966.00	300 000.00	133 603.00

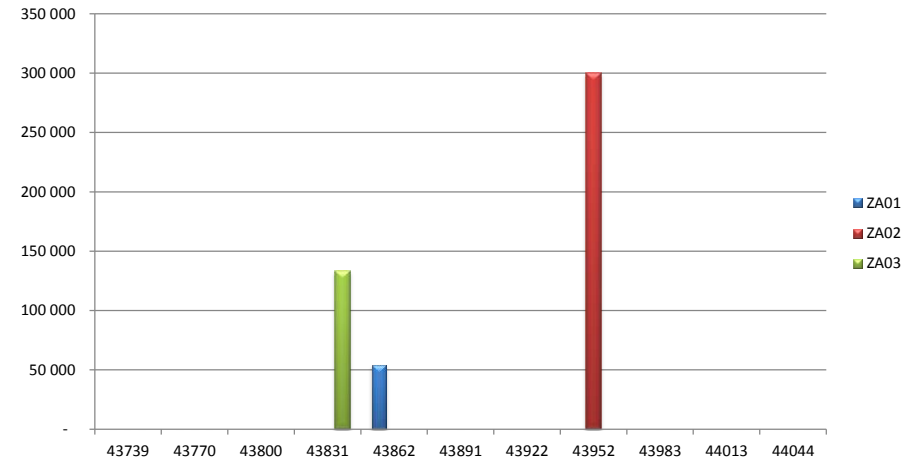
Monthly Total Order Trade Volume Per Segment (ZAR)

Month	ZA01	ZA02	ZA03
Oct-19	6 219 975 446	5 209 127 162	1 415 600 334
Nov-19	5 680 024 954	5 507 479 566	2 739 286 106
Dec-19	5 033 353 016	3 960 180 274	1 490 354 518
Jan-20	4 493 691 516	3 688 208 856	1 642 565 068
Feb-20	5 865 967 978	5 385 540 892	1 849 216 382
Mar-20	13 433 295 774	7 963 681 428	1 517 377 294
Apr-20	7 990 034 486	5 364 317 138	1 620 198 880
May-20	8 668 590 950	6 209 770 842	1 744 888 332
Jun-20	10 742 340 994	8 544 324 036	3 815 462 604
Jul-20	6 251 236 138	6 599 052 350	2 386 167 786
Aug-20	5 150 086 520	6 167 234 262	2 898 010 864
Total	79 528 597 772.00	64 598 916 806.00	23 119 128 168.00

Monthly Hidden Order Trade Volume Per Segment as a Percentage of Total Monthly Order Trade Volume Per

Month	ZA01	ZA02	ZA03
Oct-19	0.00000%	0.00000%	0.00000%
Nov-19	0.00000%	0.00000%	0.00000%
Dec-19	0.00000%	0.00000%	0.00000%
Jan-20	0.00000%	0.00000%	0.00813%
Feb-20	0.00092%	0.00000%	0.00000%
Mar-20	0.00000%	0.00000%	0.00000%
Apr-20	0.00000%	0.00000%	0.00000%
May-20	0.00000%	0.00483%	0.00000%
Jun-20	0.00000%	0.00000%	0.00000%
Jul-20	0.00000%	0.00000%	0.00000%
Aug-20	0.00000%	0.00000%	0.00000%

Monthly Hidden Order Trade Volume Per Segment (ZAR)



Monthly Hidden Order Trade Volume Per Segment as a Percentage of Total Monthly Order Trade Volume Per Segment

