


## Top 10 Traded Equities H1 2024



Note: Only local venues are considered when calculating market share  
Source: Johannesburg Stock Exchange; BMLL Data Lab

## Record Trading Days YTD

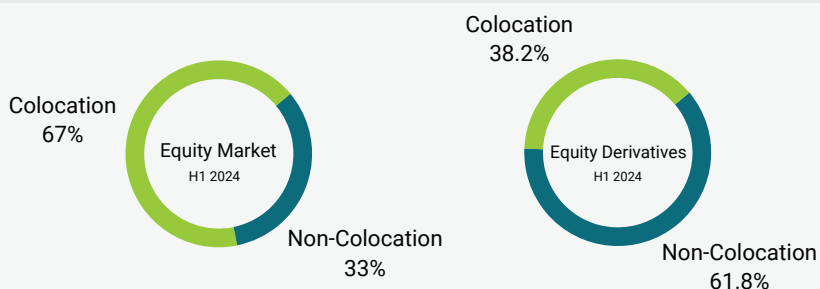
### Equities

Date	Value
2024-03-15	R 59 774 751 226
2024-06-20	R 58 163 482 049
2024-06-21	R 58 142 457 529
2024-03-20	R 43 109 359 113
2024-05-31	R 41 920 758 637

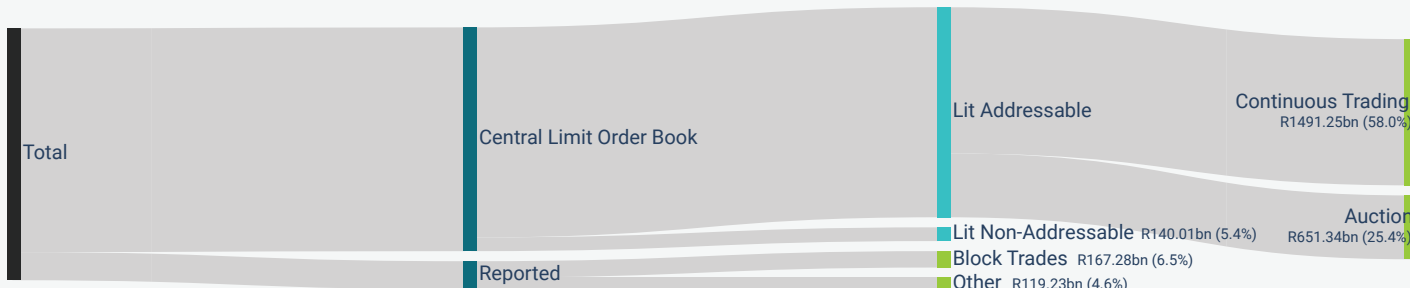
### Equity Derivatives

Date	Nominal Value
2024-06-18	R 202 870 764 255
2024-03-18	R 145 608 906 179
2024-06-19	R 120 096 172 627
2024-03-19	R 102 533 930 967
2024-06-14	R 92 233 473 172

## Colocation Trading



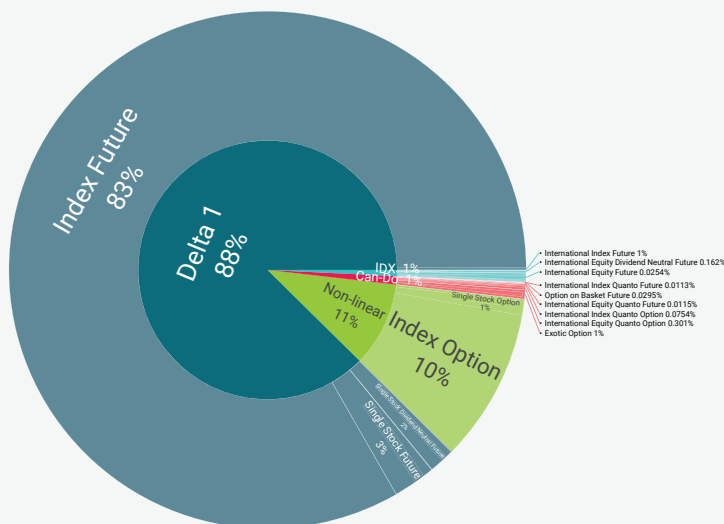
## Equity Market Trading



Note: The Block Trade category includes both BT and OP trade types. Lit Non-Addressable refers only to the Orderbook Cross (XT) trade

Source: Johannesburg Stock Exchange

## Equity Derivatives Nominal Value Traded



## Equity Derivatives Open Interest

